





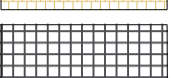






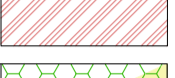
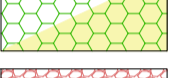
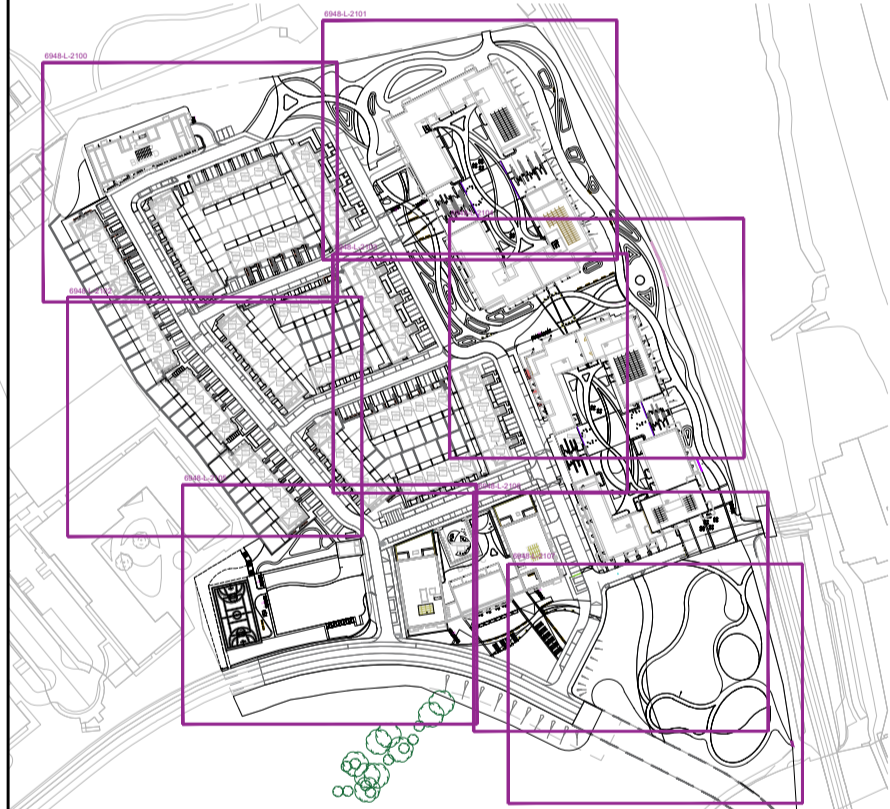


**LEGEND**

**HARDSCAPE**

-  HIGH QUALITY PC CONCRETE FLAG PAVING (PUBLIC PLAZAS & PODIUM GARDENS)  
SIZE: 600x600mm COLOUR: BUFF
-  PC CONCRETE FLAG PAVING (PUBLIC PLAZAS & FOOTPATHS)  
SIZE: 600x600mm COLOUR: SILVER GRANITE
-  PC CONCRETE SETT PAVING (PEDESTRIAN AREAS)  
SIZE: 90x60x60mm COLOUR: CHARCOAL
-  PC CONCRETE SETT PAVING (RESIDENTIAL AREAS)  
SIZE: 90x60x60mm COLOUR: RUSTIC
-  PERMEABLE PC CONCRETE BLOCK PAVING  
SIZE: 208x173x60mm COLOUR: HEATHER
-  PC CONCRETE SETT PAVING (VEHICULAR AREAS)  
SIZE: 90x60x60mm COLOUR: BRACKEN
-  PC CONCRETE FLAG PAVING (TO PRIVATE TERRACES & PATIOS)  
SIZE: 90x60x60mm COLOUR: SAND
-  IN-SITU CONCRETE PAVING TO FOOTPATH - 100mm depth concrete brushed steel finish. Laid onto 150mm depth well compacted sub-base angular aggregate.
-  ASPHALT/BITMAC ROAD  
REFER TO INCHERS SPECIFICATION
-  ASPHALT/BITMAC WITH RED CHIP ROAD  
REFER TO INCHERS SPECIFICATION
-  EXPOSED AGGREGATE CONCRETE SURFACE FINISH TO FOOTPATH  
COLOUR: Amber Beech
-  WETPOUR RUBBER SAFETY SURFACING  
COLOUR: TEAL  
REFER TO DETAILS DWG & SPECIFICATION
-  DECKING AREA TO PODIUM GARDENS
-  REINFORCED GRASS PAVING TO PROVIDE EMERGENCY ACCESS/SERVICE REQUIREMENT; CONCRETE INFILL TO PROVIDE ACCESS PATH.
-  GRAVEL STRIP AGAINST BUILDING



001 PLAN NTS

Revision Details	By	Date	Rev
	Check		

Status: **PLANNING**



**Client:** Shankill Property Investments Ltd

**Project:** Coastal Quarter SHD 2 Planning Application  
Bray

**Title:** HARD LANDSCAPE LAYOUT - SHEET 5 of 8

**Scale@A1:** 1:200 **Date:** Aug 22  
**Dwg.no:** 6948-L-2104

